



# MIT vs. Springfield and UVM 2/12/05

## Team Rosters



### MIT:

Coblenz, Josh	# 100
Eisenstat, Zachery	# 101
Heine, Matt	# 102
Perez, Luis	# 103
Sadegh, Cameron	# 104
Shao, Yin	# 105
Steininger, Joey	# 106
Sutton, Brad	# 107

Grimm, Isaac	# 304
Hruska, Martin	# 305
Mallon, Cyrus	# 306
Sollins, Elie	# 307
Turner, T.J.	# 308

### Springfield:

Barvin, Dan	# 200
Brennan, James	# 201
Davis, Matt	# 202
Eckhart, Danny	# 203
Farineau, Matthew	# 204
Ferreira, J.J.	# 205
Fournier, Shawn	# 206
Glowacki, Chris	# 207
Goff, Scott	# 208
Hines, Aric	# 209
Jimenez, Nelson	# 210
Malaby, Andrew	# 211
Novellano, Mark	# 212
Oliveri, Paul	# 213
Sander, Robert	# 214
Stott, Steve	# 215
Swider, Steve	# 216

### UVM:

Anderson, Ian	# 300
Bond, Matt	# 301
Christiano, Matt	# 302
Fleming, Jason	# 303

# MIT vs. Springfield and UVM 2/12/05

## Team Results



### 1 Springfield - Team Score: 194.35

<b>FX:</b> 1. Goff, Scott	<b>8.5</b>	<b>PH:</b> 1. Fournier, Shawn	<b>8.35</b>	<b>SR:</b> 1. Malaby, Andrew	<b>8.4</b>
2. Malaby, Andrew	<b>8.275</b>	2. Davis, Matt	<b>8</b>	2. Brennan, James	<b>8.25</b>
3. Oliveri, Paul	<b>8.15</b>	3. Swider, Steve	<b>7.65</b>	3. Novellano, Mark	<b>7.95</b>
4. Novellano, Mark	<b>7.95</b>	4. Jimenez, Nelson	<b>7.55</b>	4. Swider, Steve	<b>7.65</b>
<b>Event Total:</b>	<b>32.875</b>	<b>Event Total:</b>	<b>31.55</b>	<b>Event Total:</b>	<b>32.25</b>
<b>V:</b> 1. Sander, Robert	<b>8.55</b>	<b>PB:</b> 1. Goff, Scott	<b>8.25</b>	<b>HB:</b> 1. Swider, Steve	<b>8.1</b>
2. Swider, Steve	<b>8.375</b>	2. Oliveri, Paul	<b>8.05</b>	2. Jimenez, Nelson	<b>8.1</b>
3. Goff, Scott	<b>8.3</b>	3. Jimenez, Nelson	<b>8.05</b>	3. Oliveri, Paul	<b>8</b>
4. Jimenez, Nelson	<b>8.3</b>	4. Malaby, Andrew	<b>7.85</b>	4. Sander, Robert	<b>7.75</b>
<b>Event Total:</b>	<b>33.525</b>	<b>Event Total:</b>	<b>32.2</b>	<b>Event Total:</b>	<b>31.95</b>

### 2 UVM - Team Score: 169.8


<b>FX:</b> 1. Grimm, Isaac	<b>8.35</b>	<b>PH:</b> 1. Anderson, Ian	<b>8.3</b>	<b>SR:</b> 1. Sollins, Elie	<b>7.7</b>
2. Sollins, Elie	<b>8</b>	2. Sollins, Elie	<b>7.35</b>	2. Anderson, Ian	<b>6.4</b>
3. Bond, Matt	<b>7.4</b>	3. Grimm, Isaac	<b>6.65</b>	3. Grimm, Isaac	<b>6.1</b>
4. Anderson, Ian	<b>7.2</b>	4. Bond, Matt	<b>5.35</b>	4. Bond, Matt	<b>5.4</b>
<b>Event Total:</b>	<b>30.95</b>	<b>Event Total:</b>	<b>27.65</b>	<b>Event Total:</b>	<b>25.6</b>
<b>V:</b> 1. Grimm, Isaac	<b>8.6</b>	<b>PB:</b> 1. Sollins, Elie	<b>7.3</b>	<b>HB:</b> 1. Grimm, Isaac	<b>7.7</b>
2. Bond, Matt	<b>8.55</b>	2. Grimm, Isaac	<b>7.25</b>	2. Sollins, Elie	<b>6.5</b>
3. Sollins, Elie	<b>8.5</b>	3. Anderson, Ian	<b>5.9</b>	3. Anderson, Ian	<b>5.9</b>
4. Fleming, Jason	<b>8.4</b>	4. Bond, Matt	<b>5.5</b>	4. Hruska, Martin	<b>5.5</b>
<b>Event Total:</b>	<b>34.05</b>	<b>Event Total:</b>	<b>25.95</b>	<b>Event Total:</b>	<b>25.6</b>

### 3 MIT - Team Score: 165.175

<b>FX:</b> 1. Eisenstat, Zachery	<b>8.15</b>	<b>PH:</b> 1. Sutton, Brad	<b>7.8</b>	<b>SR:</b> 1. Heine, Matt	<b>7.4</b>
2. Heine, Matt	<b>7.95</b>	2. Eisenstat, Zachery	<b>6.6</b>	2. Sutton, Brad	<b>7.35</b>
3. Coblenz, Josh	<b>7.85</b>	3. Coblenz, Josh	<b>4.65</b>	3. Eisenstat, Zachery	<b>7.3</b>
4. Sutton, Brad	<b>7.4</b>	4. Steininger, Joey	<b>4.15</b>	4. Coblenz, Josh	<b>6.8</b>
<b>Event Total:</b>	<b>31.35</b>	<b>Event Total:</b>	<b>23.2</b>	<b>Event Total:</b>	<b>28.85</b>
<b>V:</b> 1. Heine, Matt	<b>8.575</b>	<b>PB:</b> 1. Sutton, Brad	<b>7.8</b>	<b>HB:</b> 1. Sutton, Brad	<b>7.2</b>
2. Sutton, Brad	<b>8.25</b>	2. Coblenz, Josh	<b>6.9</b>	2. Eisenstat, Zachery	<b>6.95</b>
3. Coblenz, Josh	<b>7.7</b>	3. Eisenstat, Zachery	<b>6.25</b>	3. Coblenz, Josh	<b>6</b>
4. Steininger, Joey	<b>7.5</b>	4. Shao, Yin	<b>4.55</b>	4. Heine, Matt	<b>4.1</b>
<b>Event Total:</b>	<b>32.025</b>	<b>Event Total:</b>	<b>25.5</b>	<b>Event Total:</b>	<b>24.25</b>

# MIT vs. Springfield and UVM 2/12/05

## Floor Exercise Results




\* Indicates Exhibition Performance

† Indicates score counts only for All-around

1	<b>Goff, Scott</b>	Springfield	<b>8.5</b>	(8.4, 8.6)
2	<b>Grimm, Isaac</b>	UVM	<b>8.35</b>	(8.2, 8.5)
3	<b>Malaby, Andrew</b>	Springfield	<b>8.275</b>	(8.25, 8.3)
4	<b>Eisenstat, Zachery</b>	MIT	<b>8.15</b>	(8, 8.3)
--	<b>Oliveri, Paul</b>	Springfield	<b>8.15</b>	(8.2, 8.1)
6	<b>Sollins, Elie</b>	UVM	<b>8</b>	(7.9, 8.1)
7	<b>Heine, Matt</b>	MIT	<b>7.95</b>	(7.9, 8)
--	<b>Novellano, Mark</b>	Springfield	<b>7.95</b>	(8, 7.9)
9	<b>Jimenez, Nelson</b>	Springfield	<b>7.85</b>	(7.7, 8)
--	<b>Coblentz, Josh</b>	MIT	<b>7.85</b>	(7.8, 7.9)
11	<b>Sutton, Brad</b>	MIT	<b>7.4</b>	(7.5, 7.3)
--	<b>Bond, Matt</b>	UVM	<b>7.4</b>	(7.3, 7.5)
--	<b>Steininger, Joey</b>	MIT	<b>7.4</b>	(7.3, 7.5)
14	<b>Anderson, Ian</b>	UVM	<b>7.2</b>	(7, 7.4)
15	<b>Fleming, Jason</b>	UVM	<b>7.15</b>	(7, 7.3)
16	<b>Stott, Steve</b>	Springfield	<b>6.95</b>	(7, 6.9)
17	<b>Christiano, Matt</b>	UVM	<b>5.8</b>	(5.9, 5.7)
18	<b>Shao, Yin</b>	MIT	<b>5.65</b>	(5.3, 6)
† 19	<b>Swider, Steve</b>	Springfield	<b>7.6</b>	(7.6, 7.6)

# MIT vs. Springfield and UVM 2/12/05

## Pommel Horse Results



\* Indicates Exhibition Performance

† Indicates score counts only for All-around

1	<b>Fournier, Shawn</b>	Springfield	<b>8.35</b>	(8.4, 8.3)
2	<b>Anderson, Ian</b>	UVM	<b>8.3</b>	(8.3, 8.3)
3	<b>Davis, Matt</b>	Springfield	<b>8</b>	(7.9, 8.1)
4	<b>Sutton, Brad</b>	MIT	<b>7.8</b>	(7.7, 7.9)
5	<b>Swider, Steve</b>	Springfield	<b>7.65</b>	(7.5, 7.8)
6	<b>Jimenez, Nelson</b>	Springfield	<b>7.55</b>	(7.4, 7.7)
7	<b>Sollins, Elie</b>	UVM	<b>7.35</b>	(7.5, 7.2)
8	<b>Farineau, Matthew</b>	Springfield	<b>6.85</b>	(6.9, 6.8)
9	<b>Sander, Robert</b>	Springfield	<b>6.8</b>	(6.6, 7)
10	<b>Grimm, Isaac</b>	UVM	<b>6.65</b>	(6.5, 6.8)
11	<b>Eisenstat, Zachery</b>	MIT	<b>6.6</b>	(6.4, 6.8)
12	<b>Bond, Matt</b>	UVM	<b>5.35</b>	(5.4, 5.3)
13	<b>Coblentz, Josh</b>	MIT	<b>4.65</b>	(4.3, 5)
14	<b>Steininger, Joey</b>	MIT	<b>4.15</b>	(3.8, 4.5)
15	<b>Christiano, Matt</b>	UVM	<b>3.5</b>	(3.5, 3.5)

# MIT vs. Springfield and UVM 2/12/05

## Still Rings Results




\* Indicates Exhibition Performance

† Indicates score counts only for All-around

1	<b>Malaby, Andrew</b>	Springfield	<b>8.4</b>	(8.5, 8.3)
2	<b>Brennan, James</b>	Springfield	<b>8.25</b>	(8.4, 8.1)
3	<b>Novellano, Mark</b>	Springfield	<b>7.95</b>	(7.8, 8.1)
4	<b>Sollins, Elie</b>	UVM	<b>7.7</b>	(7.7, 7.7)
5	<b>Swider, Steve</b>	Springfield	<b>7.65</b>	(7.5, 7.8)
6	<b>Jimenez, Nelson</b>	Springfield	<b>7.55</b>	(7.6, 7.5)
7	<b>Heine, Matt</b>	MIT	<b>7.4</b>	(7.6, 7.2)
8	<b>Sutton, Brad</b>	MIT	<b>7.35</b>	(7.1, 7.6)
9	<b>Eisenstat, Zachery</b>	MIT	<b>7.3</b>	(7.4, 7.2)
10	<b>Davis, Matt</b>	Springfield	<b>7</b>	(6.9, 7.1)
11	<b>Coblentz, Josh</b>	MIT	<b>6.8</b>	(6.6, 7)
12	<b>Anderson, Ian</b>	UVM	<b>6.4</b>	(6.4, 6.4)
13	<b>Grimm, Isaac</b>	UVM	<b>6.1</b>	(6.1, 6.1)
14	<b>Bond, Matt</b>	UVM	<b>5.4</b>	(5.4, 5.4)
15	<b>Steininger, Joey</b>	MIT	<b>5.3</b>	(5.3, 5.3)
16	<b>Perez, Luis</b>	MIT	<b>5.2</b>	(5, 5.4)
17	<b>Christiano, Matt</b>	UVM	<b>3.8</b>	(3.8, 3.8)
18	<b>Mallon, Cyrus</b>	UVM	<b>2.4</b>	(2.4, 2.4)

# MIT vs. Springfield and UVM 2/12/05

## Vault Results




\* Indicates Exhibition Performance

† Indicates score counts only for All-around

1	<b>Grimm, Isaac</b>	UVM	<b>8.6</b>	(8.6, 8.6)
2	<b>Heine, Matt</b>	MIT	<b>8.575</b>	(8.65, 8.5)
3	<b>Bond, Matt</b>	UVM	<b>8.55</b>	(8.5, 8.6)
--	<b>Sander, Robert</b>	Springfield	<b>8.55</b>	(8.5, 8.6)
5	<b>Sollins, Elie</b>	UVM	<b>8.5</b>	(8.5, 8.5)
6	<b>Fleming, Jason</b>	UVM	<b>8.4</b>	(8.4, 8.4)
7	<b>Swider, Steve</b>	Springfield	<b>8.375</b>	(8.45, 8.3)
8	<b>Jimenez, Nelson</b>	Springfield	<b>8.3</b>	(8.2, 8.4)
--	<b>Goff, Scott</b>	Springfield	<b>8.3</b>	(8.2, 8.4)
10	<b>Sutton, Brad</b>	MIT	<b>8.25</b>	(8.1, 8.4)
11	<b>Malaby, Andrew</b>	Springfield	<b>8.15</b>	(8, 8.3)
--	<b>Hruska, Martin</b>	UVM	<b>8.15</b>	(8.1, 8.2)
13	<b>Anderson, Ian</b>	UVM	<b>7.9</b>	(7.9, 7.9)
14	<b>Coblentz, Josh</b>	MIT	<b>7.7</b>	(7.5, 7.9)
15	<b>Steininger, Joey</b>	MIT	<b>7.5</b>	(7.4, 7.6)
16	<b>Stott, Steve</b>	Springfield	<b>7.45</b>	(7.3, 7.6)
17	<b>Eisenstat, Zachery</b>	MIT	<b>7.4</b>	(7.3, 7.5)

# MIT vs. Springfield and UVM 2/12/05

## Parallel Bars Results




\* Indicates Exhibition Performance

† Indicates score counts only for All-around

1	<b>Goff, Scott</b>	Springfield	<b>8.25</b>	(8.2, 8.3)
2	<b>Jimenez, Nelson</b>	Springfield	<b>8.05</b>	(8.1, 8)
--	<b>Oliveri, Paul</b>	Springfield	<b>8.05</b>	(7.9, 8.2)
4	<b>Malaby, Andrew</b>	Springfield	<b>7.85</b>	(7.9, 7.8)
5	<b>Sutton, Brad</b>	MIT	<b>7.8</b>	(7.9, 7.7)
6	<b>Brennan, James</b>	Springfield	<b>7.6</b>	(7.5, 7.7)
7	<b>Swider, Steve</b>	Springfield	<b>7.3</b>	(7, 7.6)
--	<b>Sollins, Elie</b>	UVM	<b>7.3</b>	(7.2, 7.4)
9	<b>Grimm, Isaac</b>	UVM	<b>7.25</b>	(7, 7.5)
10	<b>Coblentz, Josh</b>	MIT	<b>6.9</b>	(7, 6.8)
11	<b>Eisenstat, Zachery</b>	MIT	<b>6.25</b>	(6, 6.5)
12	<b>Anderson, Ian</b>	UVM	<b>5.9</b>	(5.8, 6)
13	<b>Bond, Matt</b>	UVM	<b>5.5</b>	(5.3, 5.7)
14	<b>Shao, Yin</b>	MIT	<b>4.55</b>	(4.1, 5)
15	<b>Christiano, Matt</b>	UVM	<b>2.25</b>	(2, 2.5)

# MIT vs. Springfield and UVM 2/12/05

## Horizontal Bar Results




\* Indicates Exhibition Performance

† Indicates score counts only for All-around

1	<b>Jimenez, Nelson</b>	Springfield	<b>8.1</b>	(8.1, 8.1)
--	<b>Swider, Steve</b>	Springfield	<b>8.1</b>	(8, 8.2)
3	<b>Oliveri, Paul</b>	Springfield	<b>8</b>	(8.1, 7.9)
4	<b>Sander, Robert</b>	Springfield	<b>7.75</b>	(7.8, 7.7)
5	<b>Grimm, Isaac</b>	UVM	<b>7.7</b>	(7.7, 7.7)
6	<b>Goff, Scott</b>	Springfield	<b>7.4</b>	(7.2, 7.6)
7	<b>Sutton, Brad</b>	MIT	<b>7.2</b>	(7.2, 7.2)
8	<b>Eisenstat, Zachery</b>	MIT	<b>6.95</b>	(6.9, 7)
9	<b>Sollins, Elie</b>	UVM	<b>6.5</b>	(6.5, 6.5)
10	<b>Coblentz, Josh</b>	MIT	<b>6</b>	(6, 6)
11	<b>Anderson, Ian</b>	UVM	<b>5.9</b>	(5.9, 5.9)
12	<b>Davis, Matt</b>	Springfield	<b>5.55</b>	(5.5, 5.6)
13	<b>Hruska, Martin</b>	UVM	<b>5.5</b>	(5.5, 5.5)
14	<b>Heine, Matt</b>	MIT	<b>4.1</b>	(4, 4.2)
15	<b>Bond, Matt</b>	UVM	<b>4</b>	(4, 4)
16	<b>Christiano, Matt</b>	UVM	<b>2</b>	(2, 2)

# MIT vs. Springfield and UVM 2/12/05

## All-Around Results



1	<b>Jimenez, Nelson</b> FX: <b>7.85</b> (7.7, 8)	Springfield # 210 PH <b>7.55</b> (7.4, 7.7)	SR: <b>7.55</b> (7.6, 7.5)	V: <b>8.3</b> (8.2, 8.4)	PB: <b>8.05</b> (8.1, 8)	HB: <b>8.1</b> (8.1, 8.1)	All-Around: <b>47.4</b>
2	<b>Swider, Steve</b> FX: <b>7.6†</b> (7.6, 7.6)	Springfield # 216 PH <b>7.65</b> (7.5, 7.8)	SR: <b>7.65</b> (7.5, 7.8)	V: <b>8.375</b> (8.45, 8.3)	PB: <b>7.3</b> (7, 7.6)	HB: <b>8.1</b> (8, 8.2)	All-Around: <b>46.675</b>
3	<b>Sutton, Brad</b> FX: <b>7.4</b> (7.5, 7.3)	MIT # 107 PH <b>7.8</b> (7.7, 7.9)	SR: <b>7.35</b> (7.1, 7.6)	V: <b>8.25</b> (8.1, 8.4)	PB: <b>7.8</b> (7.9, 7.7)	HB: <b>7.2</b> (7.2, 7.2)	All-Around: <b>45.8</b>
4	<b>Sollins, Elie</b> FX: <b>8</b> (7.9, 8.1)	UVM # 307 PH <b>7.35</b> (7.5, 7.2)	SR: <b>7.7</b> (7.7, 7.7)	V: <b>8.5</b> (8.5, 8.5)	PB: <b>7.3</b> (7.2, 7.4)	HB: <b>6.5</b> (6.5, 6.5)	All-Around: <b>45.35</b>
5	<b>Grimm, Isaac</b> FX: <b>8.35</b> (8.2, 8.5)	UVM # 304 PH <b>6.65</b> (6.5, 6.8)	SR: <b>6.1</b> (6.1, 6.1)	V: <b>8.6</b> (8.6, 8.6)	PB: <b>7.25</b> (7, 7.5)	HB: <b>7.7</b> (7.7, 7.7)	All-Around: <b>44.65</b>
6	<b>Eisenstat, Zachery</b> FX: <b>8.15</b> (8, 8.3)	MIT # 101 PH <b>6.6</b> (6.4, 6.8)	SR: <b>7.3</b> (7.4, 7.2)	V: <b>7.4</b> (7.3, 7.5)	PB: <b>6.25</b> (6, 6.5)	HB: <b>6.95</b> (6.9, 7)	All-Around: <b>42.65</b>
7	<b>Anderson, Ian</b> FX: <b>7.2</b> (7, 7.4)	UVM # 300 PH <b>8.3</b> (8.3, 8.3)	SR: <b>6.4</b> (6.4, 6.4)	V: <b>7.9</b> (7.9, 7.9)	PB: <b>5.9</b> (5.8, 6)	HB: <b>5.9</b> (5.9, 5.9)	All-Around: <b>41.6</b>
8	<b>Coblentz, Josh</b> FX: <b>7.85</b> (7.8, 7.9)	MIT # 100 PH <b>4.65</b> (4.3, 5)	SR: <b>6.8</b> (6.6, 7)	V: <b>7.7</b> (7.5, 7.9)	PB: <b>6.9</b> (7, 6.8)	HB: <b>6</b> (6, 6)	All-Around: <b>39.9</b>
9	<b>Bond, Matt</b> FX: <b>7.4</b> (7.3, 7.5)	UVM # 301 PH <b>5.35</b> (5.4, 5.3)	SR: <b>5.4</b> (5.4, 5.4)	V: <b>8.55</b> (8.5, 8.6)	PB: <b>5.5</b> (5.3, 5.7)	HB: <b>4</b> (4, 4)	All-Around: <b>36.2</b>

## MIT vs. Springfield and UVM 2/12/05

## All Scores

(by Last Name)



1	<b>Anderson, Ian</b> FX: <b>7.2</b> (7, 7.4)	UVM PH <b>8.3</b> (8.3, 8.3)	# 300 SR: <b>6.4</b> (6.4, 6.4)	V: <b>7.9</b> (7.9, 7.9)	PB: <b>5.9</b> (5.8, 6)	HB: <b>5.9</b> (5.9, 5.9)	Total Score: <b>41.6</b>
2	<b>Bond, Matt</b> FX: <b>7.4</b> (7.3, 7.5)	UVM PH <b>5.35</b> (5.4, 5.3)	# 301 SR: <b>5.4</b> (5.4, 5.4)	V: <b>8.55</b> (8.5, 8.6)	PB: <b>5.5</b> (5.3, 5.7)	HB: <b>4</b> (4, 4)	Total Score: <b>36.2</b>
3	<b>Brennan, James</b> FX: <b>0</b> (0, 0)	Springfield PH <b>0</b> (0, 0)	# 201 SR: <b>8.25</b> (8.4, 8.1)	V: <b>0</b> (0, 0)	PB: <b>7.6</b> (7.5, 7.7)	HB: <b>0</b> (0, 0)	Total Score: <b>15.85</b>
4	<b>Christiano, Matt</b> FX: <b>5.8</b> (5.9, 5.7)	UVM PH <b>3.5</b> (3.5, 3.5)	# 302 SR: <b>3.8</b> (3.8, 3.8)	V: <b>0†</b> (0, 0)	PB: <b>2.25</b> (2, 2.5)	HB: <b>2</b> (2, 2)	Total Score: <b>17.35</b>
5	<b>Coblentz, Josh</b> FX: <b>7.85</b> (7.8, 7.9)	MIT PH <b>4.65</b> (4.3, 5)	# 100 SR: <b>6.8</b> (6.6, 7)	V: <b>7.7</b> (7.5, 7.9)	PB: <b>6.9</b> (7, 6.8)	HB: <b>6</b> (6, 6)	Total Score: <b>39.9</b>
6	<b>Davis, Matt</b> FX: <b>0</b> (0, 0)	Springfield PH <b>8</b> (7.9, 8.1)	# 202 SR: <b>7</b> (6.9, 7.1)	V: <b>0</b> (0, 0)	PB: <b>0</b> (0, 0)	HB: <b>5.55</b> (5.5, 5.6)	Total Score: <b>20.55</b>
7	<b>Eisenstat, Zachery</b> FX: <b>8.15</b> (8, 8.3)	MIT PH <b>6.6</b> (6.4, 6.8)	# 101 SR: <b>7.3</b> (7.4, 7.2)	V: <b>7.4</b> (7.3, 7.5)	PB: <b>6.25</b> (6, 6.5)	HB: <b>6.95</b> (6.9, 7)	Total Score: <b>42.65</b>
8	<b>Farineau, Matthew</b> FX: <b>0</b> (0, 0)	Springfield PH <b>6.85</b> (6.9, 6.8)	# 204 SR: <b>0</b> (0, 0)	V: <b>0</b> (0, 0)	PB: <b>0</b> (0, 0)	HB: <b>0</b> (0, 0)	Total Score: <b>6.85</b>
9	<b>Fleming, Jason</b> FX: <b>7.15</b> (7, 7.3)	UVM PH <b>0</b> (0, 0)	# 303 SR: <b>0</b> (0, 0)	V: <b>8.4</b> (8.4, 8.4)	PB: <b>0</b> (0, 0)	HB: <b>0</b> (0, 0)	Total Score: <b>15.55</b>
10	<b>Fournier, Shawn</b> FX: <b>0</b> (0, 0)	Springfield PH <b>8.35</b> (8.4, 8.3)	# 206 SR: <b>0</b> (0, 0)	V: <b>0</b> (0, 0)	PB: <b>0</b> (0, 0)	HB: <b>0</b> (0, 0)	Total Score: <b>8.35</b>
11	<b>Goff, Scott</b> FX: <b>8.5</b> (8.4, 8.6)	Springfield PH <b>0</b> (0, 0)	# 208 SR: <b>0</b> (0, 0)	V: <b>8.3</b> (8.2, 8.4)	PB: <b>8.25</b> (8.2, 8.3)	HB: <b>7.4</b> (7.2, 7.6)	Total Score: <b>32.45</b>
12	<b>Grimm, Isaac</b> FX: <b>8.35</b> (8.2, 8.5)	UVM PH <b>6.65</b> (6.5, 6.8)	# 304 SR: <b>6.1</b> (6.1, 6.1)	V: <b>8.6</b> (8.6, 8.6)	PB: <b>7.25</b> (7, 7.5)	HB: <b>7.7</b> (7.7, 7.7)	Total Score: <b>44.65</b>
13	<b>Heine, Matt</b> FX: <b>7.95</b> (7.9, 8)	MIT PH <b>0</b> (0, 0)	# 102 SR: <b>7.4</b> (7.6, 7.2)	V: <b>8.575</b> (8.65, 8.5)	PB: <b>0</b> (0, 0)	HB: <b>4.1</b> (4, 4.2)	Total Score: <b>28.025</b>
14	<b>Hruska, Martin</b> FX: <b>0</b> (0, 0)	UVM PH <b>0</b> (0, 0)	# 305 SR: <b>0</b> (0, 0)	V: <b>8.15</b> (8.1, 8.2)	PB: <b>0</b> (0, 0)	HB: <b>5.5</b> (5.5, 5.5)	Total Score: <b>13.65</b>
15	<b>Jimenez, Nelson</b> FX: <b>7.85</b> (7.7, 8)	Springfield PH <b>7.55</b> (7.4, 7.7)	# 210 SR: <b>7.55</b> (7.6, 7.5)	V: <b>8.3</b> (8.2, 8.4)	PB: <b>8.05</b> (8.1, 8)	HB: <b>8.1</b> (8.1, 8.1)	Total Score: <b>47.4</b>
16	<b>Malaby, Andrew</b> FX: <b>8.275</b> (8.25, 8.3)	Springfield PH <b>0</b> (0, 0)	# 211 SR: <b>8.4</b> (8.5, 8.3)	V: <b>8.15</b> (8, 8.3)	PB: <b>7.85</b> (7.9, 7.8)	HB: <b>0</b> (0, 0)	Total Score: <b>32.675</b>

17	<b>Mallon, Cyrus</b> FX: <b>0</b> (0, 0)	UVM PH <b>0</b> (0, 0)	# 306 SR: <b>2.4</b> (2.4, 2.4)	V: <b>0</b> (0, 0)	PB: <b>0</b> (0, 0)	HB: <b>0</b> (0, 0)	Total Score: <b>2.4</b>
18	<b>Novellano, Mark</b> FX: <b>7.95</b> (8, 7.9)	Springfield PH <b>0</b> (0, 0)	# 212 SR: <b>7.95</b> (7.8, 8.1)	V: <b>0</b> (0, 0)	PB: <b>0</b> (0, 0)	HB: <b>0</b> (0, 0)	Total Score: <b>15.9</b>
19	<b>Oliveri, Paul</b> FX: <b>8.15</b> (8.2, 8.1)	Springfield PH <b>0</b> (0, 0)	# 213 SR: <b>0</b> (0, 0)	V: <b>0</b> (0, 0)	PB: <b>8.05</b> (7.9, 8.2)	HB: <b>8</b> (8.1, 7.9)	Total Score: <b>24.2</b>
20	<b>Perez, Luis</b> FX: <b>0</b> (0, 0)	MIT PH <b>0</b> (0, 0)	# 103 SR: <b>5.2</b> (5, 5.4)	V: <b>0</b> (0, 0)	PB: <b>0</b> (0, 0)	HB: <b>0</b> (0, 0)	Total Score: <b>5.2</b>
21	<b>Sander, Robert</b> FX: <b>0</b> (0, 0)	Springfield PH <b>6.8</b> (6.6, 7)	# 214 SR: <b>0</b> (0, 0)	V: <b>8.55</b> (8.5, 8.6)	PB: <b>0</b> (0, 0)	HB: <b>7.75</b> (7.8, 7.7)	Total Score: <b>23.1</b>
22	<b>Shao, Yin</b> FX: <b>5.65</b> (5.3, 6)	MIT PH <b>0</b> (0, 0)	# 105 SR: <b>0</b> (0, 0)	V: <b>0</b> (0, 0)	PB: <b>4.55</b> (4.1, 5)	HB: <b>0</b> (0, 0)	Total Score: <b>10.2</b>
23	<b>Sollins, Elie</b> FX: <b>8</b> (7.9, 8.1)	UVM PH <b>7.35</b> (7.5, 7.2)	# 307 SR: <b>7.7</b> (7.7, 7.7)	V: <b>8.5</b> (8.5, 8.5)	PB: <b>7.3</b> (7.2, 7.4)	HB: <b>6.5</b> (6.5, 6.5)	Total Score: <b>45.35</b>
24	<b>Steininger, Joey</b> FX: <b>7.4</b> (7.3, 7.5)	MIT PH <b>4.15</b> (3.8, 4.5)	# 106 SR: <b>5.3</b> (5.3, 5.3)	V: <b>7.5</b> (7.4, 7.6)	PB: <b>0</b> (0, 0)	HB: <b>0</b> (0, 0)	Total Score: <b>24.35</b>
25	<b>Stott, Steve</b> FX: <b>6.95</b> (7, 6.9)	Springfield PH <b>0</b> (0, 0)	# 215 SR: <b>0</b> (0, 0)	V: <b>7.45</b> (7.3, 7.6)	PB: <b>0</b> (0, 0)	HB: <b>0</b> (0, 0)	Total Score: <b>14.4</b>
26	<b>Sutton, Brad</b> FX: <b>7.4</b> (7.5, 7.3)	MIT PH <b>7.8</b> (7.7, 7.9)	# 107 SR: <b>7.35</b> (7.1, 7.6)	V: <b>8.25</b> (8.1, 8.4)	PB: <b>7.8</b> (7.9, 7.7)	HB: <b>7.2</b> (7.2, 7.2)	Total Score: <b>45.8</b>
27	<b>Swider, Steve</b> FX: <b>7.6†</b> (7.6, 7.6)	Springfield PH <b>7.65</b> (7.5, 7.8)	# 216 SR: <b>7.65</b> (7.5, 7.8)	V: <b>8.375</b> (8.45, 8.3)	PB: <b>7.3</b> (7, 7.6)	HB: <b>8.1</b> (8, 8.2)	Total Score: <b>46.675</b>

\* Indicates Exhibition Performance

† Indicates score counts only for All-around.

‡ Indicates score counts only for individual event.