



GET A WINNING NIGHT'S SLEEP BEFORE THE BIG GAME.

Located only 2 miles from Springfield College, the Springfield Marriott offers everything you need to bring home the trophy. Marriott Rewards® Lodging package guarantees you the rest you need for the big game. We take care of everything to make your stay as comfortable as possible so you can concentrate on why you came to town.

For reservations or for more information, call 413-781-1111 or visit www.SpringfieldMarriott.com


SPRINGFIELD MARSHFIELD
 100 West Main Street
 Springfield, Massachusetts 01103
 Phone: 413.781.1111, SpringfieldMarriott.com



Springfield College Dining Services

Our mission is to provide first-class
 healthful cuisine with attention to
 service and detail
 to Springfield College
 students, faculty, and staff

Go Pride! The entire Dining
 Services Team wishes you the best of luck!





SPRINGFIELD

SEASON IN REVIEW

#83 Tim Brady
Wide Receiver

GAME #1

Springfield 55, Fitchburg State 27

Fitchburg, Mass., September 4

The Springfield College football team opened the 2008 season with a 55-27 win at Fitchburg State behind the stellar play of several new faces on campus. Every offensive touchdown was scored by either a freshman or a sophomore as Springfield's rushing attack was too much for the hosts to handle. The Pride amassed over 540 yards on the ground, including over 300 in just the first-half.

The first-year duo of HB Mark Safer and QB Josh Carter paced the offense as Safer finished with a pair of first half touchdowns while Carter scored a pair on the ground and added another through the air. Springfield's defense was led by senior LB Sean Richey and junior DE Cody Flanigan. Richey was solid, totaling 11 tackles (10 solo, one assisted), while Flanigan also notched 11 tackles with 1.5 sacks.

SC	14	13	14	14	55
FS	13	0	6	8	27

1st Quarter

- SC - Justin Fuller 3 yd run (Gordie Barr kick blocked)
- SC - Mark Safer 36 yd run (Fuller rush)
- FS - De La Rosa 65 yd pass from Miller (Georgopoulos kick blocked)
- FS - De La Rosa 20 yd pass from Miller (Masciangioli kick)

2nd Quarter

- SC - Josh Carter 1 yd run (Barr kick failed)
- SC - Safer 37 yd run (Barr kick)

3rd Quarter

- SC - Carter 1 yd run (Barr kick)
- SC - Corey Spencer 40 yd interception return (Barr kick)
- FS - Russell 29 yd pass from Miller (Georgopoulos kick failed)

4th Quarter

- SC - Tim Brady 52 yd pass from Carter (Barr kick)
- FS - De La Rosa 5 yd pass from Miller (Russel, Jr. pass)
- SC - John Schmaltz 3 yd run (Barr kick)

GAME #2

Union 24, Springfield 14

Springfield, Mass., September 13

The Springfield College football team fell behind 14-0 by the end of the first half and couldn't complete its comeback as it lost its home-opener to Union College, 24-14, in front of 1,824 fans at Amos Alonzo Stagg Field.

Springfield, which trailed 17-0 in the third quarter, mounted a rally as both Mark Safer and Tim Brady found the end zone in the second half, but Union's balanced attack was too much in the end. Josh Carter ran for 70 yards on nine carries and went 6-for-13 for 50 yards with one touchdown and one interception. Junior FB Baldwin Cunningham finished with 58 yards rushing on 14 carries. On defense, Springfield was led by senior LB Tom Caporale with 11 tackles, including 1.5 tackles-for-loss.

UC	7	7	3	7	24
SC	0	0	7	7	14

1st Quarter

- UC - Chris Coney 4 yd run (Ben Rapple kick)

2nd Quarter

- UC - Jarred Gourrier 30 yd pass from Andy Cattelier (Rapple kick)

3rd Quarter

- UC - Rapple 20 yd field goal
- SC - Mark Safer 13 yd run (Gordie Barr kick)

4th Quarter

- UC - Kyle Holmes 4 yd run (Rapple kick)
- SC - Tim Brady 22 yd pass from Josh Carter (Barr kick)



The Seniors

FIELD COLLEGE FOOTBALL

GAME #3

Alfred 17, Springfield 14

Springfield, Mass., September 27

A 35-yard field goal with 5:24 remaining proved to be the difference as the Alfred University football team defeated Springfield College, 17-14, in the Empire 8 Conference opener for each squad at rainy Amos Alonzo Stagg Field. Springfield had an opportunity to tie the game, but a 41-yard field goal attempt with 17 seconds remaining went wide left as the Saxons held on for the victory.

In a battle of freshman quarterbacks, Josh Carter ran for 110 yards on 16 carries, while Justin Fuller also totaled 110 yards rushing on 17 carries. On the defensive side of the ball, senior LB and captain Tom Caporale led his squad with a game-high 13 stops, including eight solos, plus one pass deflection. LB Todd Pelletier had 10 tackles and two pass deflections, while LB Sean Richey added eight tackles.

AU	0	7	7	3-	17
SC	7	0	7	0-	14

1st Quarter

SC – Justin Fuller 1 yd run (Gordie Barr kick)

2nd Quarter

AU – Milton Harding 4 yd pass from Tom Secky (Eric Rockwood kick)

3rd Quarter

AU – Harding 29 yd pass from Secky (Rockwood kick)

SC – Jared Livingston 5 yd run (Barr Kick)

4th Quarter

AU – Rockwood 35 yd field goal

GAME #4

Utica 16, Springfield 12

Springfield, Mass., October 4

Despite a valiant drive in the final minutes of the game, the Springfield College football team could not overcome Utica College as it fell, 16-12, at Springfield's Amos Alonzo Stagg Field in Empire 8 action. The Pioneers used three field goals, including a 25-yard clincher with 3:37 left in the fourth quarter, to win it.

Jared Livingston topped all rushers with 93 yards and one TD on six carries, and Baldwin Cunningham ran for 76 yards on 16 carries. Tim Brady caught four passes for 47 yards, including a crucial fourth-down catch for 17 yards on the game's final drive. For Springfield, LB Tom Caporale led with 11 tackles, while DE Cody Flanigan followed with 10 tackles. DB Chris Bush chipped in with eight tackles and two interceptions.

UC	3	10	0	3-	16
SC	6	0	6	0-	12

1st Quarter

UC – Casey McNulty 26 yd field goal

SC – Josh Carter 1 yd run (Gordie Barr kick failed)

2nd Quarter

UC – McNulty 30 yd field goal

UC – Jim Pincher 5 yd pass from C. Bochicchio (McNulty kick)

3rd Quarter

SC – Jared Livingston 54 yd run (Barr kick blocked)

4th Quarter

UC – McNulty 25 yd field goal



The Coaching Staff



Sean Dowd

GAME #5

Husson 39, Springfield 21

Bangor, Maine, October 11

Husson College used a balance attack as six different players scored touchdowns in a 39-21 victory over visiting Springfield in a non-conference contest. Husson controlled the line of scrimmage throughout the contest, racking up 372 yards of offense. In the decisive second quarter, the hosts put up 19 points, including a touchdown with just six seconds remaining in the half as it built a 26-14 lead.

The Eagles defense was the story in the game as the unit limited Springfield to 173 yards. The Pride came into the game averaging over 300 yards per game. Springfield was led in rushing by FB Justin Fuller who had 61 yards and HB Joe Myhren who added 42 yards on the ground. FS Greg Webster had 11 tackles and LB Todd Pelletier added nine tackles.

SC	7	7	7	0-	21
HU	7	19	0	13-	39

1st Quarter

HU – Justin Lindie 7 yd run (Darren Gauthier kick)

SC – Justin Fuller 1 yd run (Giuliano Pizzo kick)

2nd Quarter

HU – Julius Williams 8 yd run (Gauthier kick)

HU – James McCandles 10 yd run (Gauthier rush fumbled)

SC – Tim Brady 19 yd pass from John Schmaltz (Pizzo kick)

HU – James Dobson 30 yd pass from McCandles (McCandles pass failed)

3rd Quarter

SC – Joe Myhren 15 yd run (Pizzo kick)

4th Quarter

HU – PJ Dowe 10 yd pass from Jack Hersom (Gauthier kick)

HU – Vanidestin 37 yd interception return (Gauthier kick blocked)



Chris Kulcsar

GAME #6

Springfield 43, Mount Ida 23

Springfield, Mass., October 18

Freshman QB Josh Carter ran for 94 yards and one touchdown, and passed for 161 yards and two more scores, to lead the Springfield College football team to a 43-23 non-conference victory over Mount Ida College on Homecoming Day at Amos Alonzo Stagg Field.

Springfield led 7-6 at the end of one quarter, 22-16 at the half, 30-16 at the end of three quarters, and led by as much as 43-16 with under a minute to go in the game.

Carter led all rushers with 94 yards and one TD on 15 carries and completed six of eight pass attempts for 161 yards and two TDs. WR Tim Brady caught three passes for 81 yards, while WR/P Jason Hurlock caught two passes, both for touchdowns, for 42 yards. LB Brenden Moore recorded 17 tackles and added an interception, while LB Sean Richey followed with 11 tackles. Moore was named the Empire 8 and ECAC Division III Northwest Player of the Week for his efforts. Freshman kicker Giuliano Pizzo was 3-for-3 in extra points, and 2-for-2 in field goals (including a 41-yarder) on the day.

MI	6	10	0	7-	23
SC	7	15	8	13-	43

1st Quarter

MI – Tony Tokarz 18 yd run (Bobby Hemmann kick blocked)

SC – Jason Hurlock 9 yd pass from Josh Carter (Giuliano Pizzo kick)

2nd Quarter

MI – Hemmann 23 yd field goal

MI – Kyle Watkins 37 yd pass from Tokarz (Hemmann kick)

SC – Carter 15 yd run (Pizzo kick)

SC – Mark Safer 2 yd run (Jared Livingston rush)

3rd Quarter

SC – Justin Fuller 2 yd run (Livingston rush)

4th Quarter

SC – Hurlock 33 yd pass from Carter (Pizzo kick)

SC – Pizzo 36 yd field goal

SC – Pizzo 41 yd field goal

MI – Marc Skehan 20 yd run (Hemmann kick)

GAME #7

St. John Fisher 38, Springfield 35

Pittsford, N.Y., October 25

The St. John Fisher College football team came through with a 38-35 win over visiting Springfield College in an Empire 8 Conference matchup at Fisher's Growney Stadium.

The Cardinals battled back from a 20-7 deficit after the first quarter, scoring 24 unanswered points to take an 11-point lead into the fourth quarter, but needed an interception with 39 seconds left to preserve the win.

Weather played a key role throughout the first half as a steady and sometimes torrential rain fell, resulting in four first-half fumbles by the Cardinals. The Pride was out-gained by Fisher 443-191, as DB Jarred Burrell accounted for 249 yards on six kickoff returns, including an 82-yard TD in the first quarter. HB Joe Myhren had a pair of touchdowns in the fourth quarter to power the Pride's comeback attempt. LB Brenden Moore made two interceptions, while DE Cody Flanigan was in on 11 tackles.

SC	20	0	0	15-	35
SF	7	14	10	7-	38

1st Quarter

SC – J. Livingston 23 yd pass from Josh Carter (Giuliano Pizzo kick)

SF – Scott Biehl 11 yd run (Chris Pierri kick)

SC – Jarred Burrell 82 yd kickoff return (Pizzo kick)

SC – B. Cunningham 5 yd run (Pizzo rush failed)

2nd Quarter

SF – Jimmy Smith 6 yd pass from Tim Bailey (Pierri kick)

SF – Dan Witkowski 3 yd pass from Bailey (Pierri kick)

3rd Quarter

SF – Witkowski 14 yd pass from Bailey (Pierri kick)

SF – Ricky Tatar 19 yd field goal

4th Quarter

SC – Joe Myhren 28 yd run (J.P. Gagnon pass)

SF – Witkowski 59 yd pass from Bailey (Pierri kick)

SC – Myhren 16 yd pass from Carter (Pizzo kick)



The Athletics Training Staff

GAME #8

Ithaca 37, Springfield 8

Ithaca, N.Y., November 1

The Ithaca Bombers closed out its regular season at home by defeating the visiting Springfield College Pride, 37-8. Springfield found itself down quickly (13-0 at the quarter, and 23-0 at the half), but showed some good signs of life early in the third quarter when it scored its only touchdown, then adding a strange two-point conversion.

Springfield scored after recovering a Bomber fumble at the Ithaca 25-yard line. Freshman QB Josh Carter scored on a five-yard run and then the Pride added the conversion when OL John Barbagallo fell on the blocked kick in the end zone for two points. Carter finished with 75 yards on 18 carries and threw for 51 yards. DB Jarred Burrell and LB Tom Caporale led Springfield with 10 tackles apiece. Springfield sacked Ithaca quarterbacks four times, after Ithaca had not allowed a sack in the previous four weeks.

SC	0	0	8	0-	8
IC	13	10	7	7-	37

1st Quarter

IC – T. Bergerstock 45 yd run (Andrew Rogowski kick)

IC – Bergerstock 9 yd run (Rogowski kick failed)

2nd Quarter

IC – Bergerstock 14 yd run (Rogowski kick)

IC – Rogowski 22 yd field goal


3rd Quarter

SC – Josh Carter 5 yd run (John Barbagallo pass)

IC – Kyle Randall 15 yd pass from Brian Grastorf (Rogowski kick)

4th Quarter

IC – Bergerstock 2 yd run (Rogowski kick)



Mark Safer

GAME #9

Springfield 45, Hartwick 31

Springfield, Mass., November 8

Quarterback Josh Carter ran for 159 yards and two touchdowns to lead the Springfield College football team to 45-31 victory over Hartwick College on Senior Day at Springfield's rainy Amos Alonzo Stagg Field. The win was Springfield's first in Empire 8 Conference play this season, and spoiled Hartwick's chances of repeating as Empire 8 champions.

Carter was one of three Springfield players who rushed for 100 yards or more. In addition, freshman Mark Safer ran for 117 yards and two touchdowns, including a 64-yarder for a TD, on just five carries. Junior FB Baldwin Cunningham rushed for 112 yards on 10 carries, including a 78-yarder that set up a field goal. Overall, Springfield rushed for 524 yards on 66 carries. On defense, FS Greg Webster led the Pride with 11 tackles, while LB Brenden Moore finished with eight tackles, including one sack, and a clinching interception that he returned for a touchdown with just over two minutes remaining.

HC	0	10	7	14	31
SC	7	10	21	7	45

1st Quarter

SC – Josh Carter 1 yd run (Giuliano Pizzo kick)

2nd Quarter

HC – Jack Phelan 31 yd pass from Jason Boltus (Ryan Boyea kick)

SC – Tim Brady 25 yd pass from Jason Hurlock (Pizzo kick)

SC – Pizzo 26 yd field goal

HC – Boyea 35 yd field goal

3rd Quarter

SC – Mark Safer 64 yd run (Pizzo kick)

SC – Carter 9 yd run (Pizzo kick)

HC – Grady Edwards 1 yd pass from Boltus (Boyea kick)


SC – Safer 31 yd run (Pizzo kick)

4th Quarter

HC – N. Rockenfeller 6 yd pass from Boltus (Boyea kick)

HC – Phelan 35 yd pass from Boltus (Boyea kick)

SC – Brenden Moore 45 yd interception return (Pizzo kick)



Joe Myhren

GAME #10

Springfield 28, Norwich 16

Northfield, Vt., November 15

Baldwin Cunningham rushed for a career-high 192 yards and two touchdowns and freshman QB Josh Carter accounted for 133 yards of total offense and two scores to lead Springfield to a 28-16 victory over Norwich in an Empire 8 football game at a rainy Sabine Field. Springfield thus finished on an upbeat note, winning its final two contests of the 2008 season. It was also Norwich's swan song in the Empire 8.

Springfield outgained Norwich, 543 yards to 209. In rushing yards alone, it was SC's 471 to NU's 76. SC led 9-0 at the half, 15-0 after three periods, and 28-8 when it scored with 3:23 remaining on a Cunningham two-yard plunge. DE Chris Kulcsar led the Pride defensive attack with six tackles. Springfield held nearly a 2-1 advantage in time of possession, holding the ball for nearly 40 minutes compared to Norwich's 20 minutes.

SC	0	9	6	13	28
NU	0	0	0	16	16

2nd Quarter

SC – Giuliano Pizzo 33 yd field goal

SC – Josh Carter 6 yd run (Pizzo kick blocked)

3rd Quarter

SC – B. Cunningham 38 yd run (Pizzo kick blocked)

4th Quarter

NU – Emili Martinez 43 yd pass from Zach Angelos (Adam Orfield pass)

SC – Carter 1 yd run (Pizzo kick blocked)


SC – Cunningham 2 yd run (Pizzo kick)

NU – Na. Stroffoleno 17 yd pass from Angelos (Martinez pass)



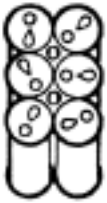
Chris Bush

SPRINGFIELD, MA
413-782-8601
624 Boston Rd.



CALL US!
DOMINO'S PIZZA

*SPRINGFIELD COLLEGE
STUDENTS WELCOME*



**Murphy's
Pop Stop**



and

**Murphy's Restaurant
& Soft Serve**

74 Island Pond Road
Springfield, MA • 01118
734-7950

Breakfast Served All Day • 7 Days a Week

**Raleigh
Rug Company, Inc.**

310 Allen Street

Springfield, MA 01109

(413) 788-9626

Supports
Springfield College Athletics



THE PRIDE

SPRING

2008 Award Winners

Michael Adams

Empire 8 Fall Presidents' List (academics)
National Football Foundation Hampshire
Honor Society (academics)

Robert Addis

Empire 8 Fall Presidents' List (academics)

Thomas Bouffard

Empire 8 Fall Presidents' List (academics)

Timothy Brady

Empire 8 Fall Presidents' List (academics)

Brian Bruce

Empire 8 Fall Presidents' List (academics)
National Football Foundation Hampshire
Honor Society (academics)

Jarred Burrell

All-Empire 8 Honorable Mention
Special Teams Team MVP (as chosen by the Team)

Tom Caporale

All-Empire 8 First Team
ECAC Division III Northwest All-Star
Defensive Team MVP (as chosen by the Team)

Josh Carter

Maroon Club Athlete of the Week (Sept. 8)

Cody Flanigan

All-Empire 8 Honorable Mention
Most Improved Player (as chosen by the Team)

J.P. Gagnon

Most Courageous Player (as chosen by the Team)

Jason Hurlock

Maroon Club Athlete of the Week (Sept. 15)

Andrew Jackson

All-Empire 8 First Team
ECAC Division III Northwest All-Star
Empire 8 Sportsmanship Award winner
Overall Team MVP (as chosen by the Team)
Offensive Team MVP (as chosen by the Team)

Sean Meagher

Empire 8 Fall Presidents' List (academics)

Brenden Moore

Empire 8 Defensive Player of the Week (Oct. 20)
Maroon Club Athlete of the Week (Oct. 20)
Empire 8 Defensive Player of the Week (Nov. 10)
ECAC Division III Northwest Defensive Player of
the Week (Oct. 20)

Joe Myhren

Empire 8 Fall Presidents' List (academics)

Robert Orrok

Empire 8 Fall Presidents' List (academics)
National Football Foundation Hampshire
Honor Society (academics)

John Schmaltz

Empire 8 Fall Presidents' List (academics)

Chris Simister

Empire 8 Fall Presidents' List (academics)

Greg Webster

Maroon Club Athlete of the Week (Nov. 10)
Keith Scholar Award (team's highest GPA)
Empire 8 Fall Presidents' List (academics)

2008 Statistics

TEAM

	SC	OPP
SCORING	275	268
Average	27.5	26.8
FIRST DOWNS	182	201
Rushing	135	102
Passing	34	80
Penalty	13	19
RUSHES-YARDS	2903	1808
Avg. Yards Rushing per Game	290.3	180.8
TDs Rushing	27	12
PASSING YARDS	716	1990
Average Yards Passing per Game	71.6	199.0
PASSES (A-C-I)	102-46-7	295-151-17
TOTAL NET YARDS	3619	3798
Plays	649	693
Average Gain per Play	5.6	5.5
FUMBLES-LOST	34-13	15-7
PENALTIES-YARDS	59-591	68-640
PUNTS-AVERAGE	45-37.6	47-33.6

SCORE BY QUARTERS


	1st	2nd	3rd	4th	Total	PPG
Springfield	68	54	84	69	275	27.5
Opponents	56	87	40	85	268	26.8

INDIVIDUAL STATISTICS

RUSHING	Att	YG	YL	Net	YPC	TD	Long	YPG
Josh Carter	152	835	69	766	5.0	9	58	76.6
B. Cunningham	101	556	2	554	5.5	3	78	69.2
Justin Fuller	97	526	1	525	5.4	4	43	58.3
J. Livingston	41	354	28	326	8.0	2	54	32.6
Mark Safer	30	305	17	288	9.6	6	64	36.0
Joe Myhren	41	246	19	227	5.5	2	52	22.7
Anthony Solano	19	113	5	108	5.7	0	36	27.0
Alex Mendez	12	81	0	81	6.8	0	39	27.0
Sonel Normil	8	37	0	37	4.6	0	17	12.3
Rob Orrok	4	27	2	25	6.2	0	14	3.6
John Schmaltz	31	50	38	12	0.4	1	13	2.4
TEAM	11	0	46	-46	-4.2	0	0	-6.6
TOTAL	547	3130	227	2903	5.3	27	78	290.3
OPPONENTS	398	2056	248	1808	4.5	12	54	180.8

PASSING	Att	Cmp	Int	Pct	Yds	TD	Long
Josh Carter	78	37	5	47.4	581	6	58
John Schmaltz	23	8	2	34.8	110	1	19
Jason Hurlock	1	1	0	100.0	25	1	25
TOTAL	102	46	7	45.1	716	8	58
OPPONENTS	295	151	17	51.2	1990	22	65

Offensive coordinator Mike Cerasuolo



RECEIVING	No.	Yds	Avg	TD	Long
Tim Brady	21	364	17.3	4	58
Jason Hurlock	16	239	14.9	2	47
J. Livingston	5	30	6.0	1	23
Joe Myhren	2	31	15.5	1	16
B. Cunningham	1	38	38.0	0	38
J.P. Gagnon	1	14	14.0	0	14
TOTAL	46	716	15.6	8	58
OPPONENTS	151	1990	13.2	22	65

PUNT RETURNS	No.	Yds	Avg	TD	Long
Jarred Burrell	15	89	5.9	0	24
Mark Safer	1	-2	-2.0	0	0
TOTAL	16	87	5.4	0	24
OPPONENTS	16	188	11.8	0	40

INTERCEPTIONS	No.	Yds	Avg	TD	Long
Chris Bush	6	29	4.8	0	19
Brenden Moore	4	91	22.8	1	45
Phil Davis	2	15	7.5	0	15
Jarred Burrell	2	38	19.0	0	38
Greg Webster	1	0	0.0	0	0
James Kikel	1	0	0.0	0	0
Corey Spencer	1	40	40.0	1	40
TOTAL	17	213	12.5	2	45
OPPONENTS	7	85	12.1	1	37

2008 Statistics

INDIVIDUAL STATISTICS *continued*

KICK RETURNS	No.	Yds	Avg	TD	Long
Jarred Burrell	27	715	26.5	1	82
J. Livingston	4	63	15.8	0	20
Mark Safer	2	26	13.0	0	15
John Barbagallo	2	12	6.0	0	8
Joe Myhren	2	26	13.0	0	17
Andrew Jackson	2	20	10.0	0	12
Greg Webster	2	13	6.5	0	13
R. Gunningsmith	1	13	13.0	0	13
Matt Ramos	1	0	0.0	0	0
Alonzo Porter	1	10	10.0	0	10
Brian Phillips	1	13	13.0	0	13
Dominic Marino	1	8	8.0	0	8
Anthony Solano	1	9	9.0	0	9
Tommy Cole	1	17	17.0	0	17
Tom Caporale	1	14	14.0	0	14
TOTAL	49	959	19.6	1	82
OPPONENTS	49	1030	21.0	0	64

PUNTING	No.	Yds.	Avg	Long
Jason Hurlock	45	1693	37.6	72
TOTAL	45	1693	37.6	72
OPPONENTS	47	1579	33.6	59

SCORING	TD	FGs	Kick	Rush	Rcv	Pass	DXP	Saf	Points
Josh Carter	9	0-0	0-0	0-0	0	1-1	0	0	54
Mark Safer	6	0-0	0-0	1-1	0	0-0	0	0	38
Giuliano Pizzo	0	4-6	16-19	0-1	0	0-0	0	0	28
Justin Fuller	4	0-0	0-0	1-1	0	0-0	0	0	26
Tim Brady	4	0-0	0-0	0-0	0	0-0	0	0	24
J. Livingston	3	0-0	0-0	1-1	0	0-0	0	0	20
Joe Myhren	3	0-0	0-0	0-0	0	0-0	0	0	18
B. Cunningham	3	0-0	0-0	0-0	0	0-0	0	0	18
Jason Hurlock	2	0-0	0-0	0-0	0	0-0	0	0	12
Gordie Barr	0	0-4	9-13	0-0	0	0-0	0	0	9
Brenden Moore	1	0-0	0-0	0-0	0	0-0	0	0	6
Jarred Burrell	1	0-0	0-0	0-0	0	0-0	0	0	6
Corey Spencer	1	0-0	0-0	0-0	0	0-0	0	0	6
John Schmaltz	1	0-0	0-0	0-0	0	0-0	0	0	6
John Barbagallo	0	0-0	0-0	0-0	1	0-0	0	0	2
J.P. Gagnon	0	0-0	0-0	0-0	1	0-0	0	0	2
TEAM	0	0-0	0-0	0-0	0	1-1	0	0	0
TOTAL	38	4-10	25-32	3-4	2	2-2	0	0	275
OPPONENTS	35	9-11	25-31	0-0	3	3-4	0	0	268



Jarred Burrell

LEADING TACKLERS

DEFENSIVE LEADERS	Solo	Ast	Total	TFL/Yds	BrUp
Tom Caporale	39	45	84	3.0-10	2
Sean Richey	41	33	74	4.0-7	3
Cody Flanigan	31	32	63	8.0-28	0
Greg Webster	39	20	59	4.5-8	0
Brenden Moore	17	33	50	5.5-32	0
Jarred Burrell	27	18	45	0	2
Chris Bush	24	16	40	1.5-5	2
Todd Pelletier	22	16	38	1.0-1	3
Chris Kulcsar	15	20	35	9.0-25	2
John Ward	20	15	35	5.0-7	2
Derrick Weekes	20	15	35	8.0-36	1
Phil Davis	12	7	19	0.5-2	2
Corey Spencer	8	6	14	1.0-8	2
Ken Goodwin	9	4	13	2.0-13	1
John Carlson	5	7	12	1.5-10	1
Scott Christy	4	7	11	0	0
A. Scarpetti	6	3	9	1.0-7	0
Miles Daniels	7	1	8	1.0-4	0
Tommy Cole	3	3	6	0	0
Pat Blackford	4	1	5	0	0
Joe Rivera	3	2	5	0	0
Paul Freeman	3	2	5	1.0-1	0
Travis Parisi	2	2	4	0	0
Andrew Byron	3	1	4	0	0
Adam Ismael	1	3	4	1.0-2	0
R. Gunningsmith	3	1	4	1.0-1	0
Matt Ramos	1	2	3	0	0
Brian Bruce	1	2	3	0	1
Gordie Barr	2	1	3	0	0
Jimmy Kiernan	1	1	2	0	0
Tim Brady	2	0	2	0	0
Nick Stephens	1	1	2	0	0
Justin Fuller	2	0	0	0	0
J. McLaughlin	2	0	0	0	0
Joe Myhren	2	0	0	0	0
Andrew Jackson	0	1	1	0	0
Hendrick Jean	0	1	1	0	0
Mike Adams	0	1	1	0	0
TJ Atkins	1	0	1	0	0
J. Livingston	1	0	1	0	0
Anthony Solano	1	0	1	0	0
Josh Carter	1	0	1	0	0
Mark Safer	1	0	1	0	0
Mike Hart	1	0	1	0.5-1	0
Andrew Farinick	1	0	1	0	0
TEAM	0	0	0	0	0
James Kikel	0	0	0	0	0
TOTAL	388	324	712	60-208	24
OPPONENTS	408	354	762	57-153	9

FUMBLE RECOVERIES (7): Tom Caporale , Jarred Burrell , Chris Bush , Ken Goodwin , John Carlson , Andrew Byron , TEAM; **OPPONENTS 13**

SACKS (15): Cody Flanigan 3, Brenden Moore 2.5, Chris Kulcsar 2.5, Sean Richey 1, Derrick Weekes 1, Corey Spencer 1, Ken Goodwin 1, John Carlson 1, Miles Daniels 1, John Ward 0.5, Adam Ismael 0.5; **OPPONENTS 9**

The Record Book

INDIVIDUAL RECORDS#

MOST POINTS

Game: 42 Chris Sharpe vs. St. John Fisher, Oct. 21, 2006
Season: 212 Chris Sharpe, 2006
Career: 432 Chris Sharpe 2004-07

MOST OFFENSIVE YARDS

Game: 442 Chris Sharpe vs. Norwich, Oct. 21, 2006
Season: 2,417 Chris Sharpe, 2006
Career: 5,723 Chris Sharpe, 2004-07

RUSHING ATTEMPTS

Game: 43 Bill Pacitto vs. AIC, Nov. 14, 1987
Season: 261 Chris Sharpe, 2006
Career: 633 Chris Sharpe, 2004-07

RUSHING YARDS

Game: 280 Chris Sharpe vs. St. John Fisher, Oct. 21, 2006
Season: 1,941 Chris Sharpe, 2006
Career: 4,152 Chris Sharpe, 2004-07

RUSHING TOUCHDOWNS:

Game: 7 Chris Sharpe vs. St. John Fisher, Oct. 21, 2006
Season: 35 Chris Sharpe, 2006
Career: 70 Chris Sharpe, 2004-07

PASSING ATTEMPTS

Game: 42 John Greska vs. Cortland, 1969
Season: 240 Jack Levy, 1974
Career: 568 Dave Bennett, 1964-66

PASSING COMPLETIONS

Game: 20 Gene DeFilippo vs. Quantico, 1971
 Pete Watson vs. New Hampshire, 1978
Season: 120 Jack Levy, 1974
Career: 280 Dave Bennett, 1964-66

PASSING YARDS

Game: 295 Jack Levy vs. New Hampshire, 1974
Season: 1684 Jack Levy, 1974
Career: 3507 Jack Levy, 1972-74

TOUCHDOWN PASSES

Game: 4 3 times, last: Kevin Cahill vs. UMass-Dartmouth, 2000
Season: 15 Les Plumb, 1956
Career: 28 Jim Collis, 1979-81

RECEPTIONS

Game: 11 John Curtis vs. Amherst, 1969; Steve Smith vs. AIC, Sept. 21, 1985
Season: 53 John Curtis, 1969
Career: 104 John Curtis, 1968-70

RECEIVING YARDS

Game: 214 John Curtis vs. Amherst, 1969
Season: 1000 John Curtis, 1969
Career: 1848 John Curtis, 1968-70



QB Chris Sharpe (left), the 2006 Melberger Award winner, set numerous NCAA, New England, and Springfield College career, single-season, and single-game records from the 2004 through the 2007 seasons.

RECEIVING TOUCHDOWNS

Game: 3 George Benedict vs. Colby, 1956; John Curtis vs. Colby, 1969
Season: 8 John Curtis, 1969
Career: 14 John Curtis, 1968-70

INTERCEPTIONS

Game: 3 7 times; last, Lucas Maciarello at Hartwick, Nov. 5, 2005
 Keith Sweeney, 1991
Season: 10 Joe Harasymiak, 2006
 Keith Sweeney, 1991-93
Career: 17 Joe Harasymiak, 2004-07

FIELD GOALS

Game: 4 John Welling vs. Lowell, 1985
Season: 10 John Welling, 1985
Career: 23 John Welling, 1983-86

TEAM RECORDS#

MOST POINTS

Game: 82 vs. Vermont, 1930
Season: 466 2003

TOTAL OFFENSIVE YARDS

Game: 662 vs. UMass-Dartmouth, 2000
Season: 4972 2006

RUSHING ATTEMPTS

Game: 83 at Norwich, 1991
Season: 725 2003

RUSHING YARDS

Game: 596 vs. William Paterson, 1996
Season: 4496 2006

PASSING ATTEMPTS

Game: 42 vs. Bridgeport, 1972
Season: 277 1973

PASS COMPLETIONS

Game: 20 vs. Bridgeport, 1972; vs. New Hampshire, 1978
Season: 132 1974

PASSING YARDS

Game: 319 vs. Colby, 1959
Season: 1857 1974

TOUCHDOWN PASSES

Game: 4 vs. UMass-Dartmouth, 2000; vs. Albany, 1978; vs. Colby, 1969; vs. Colby, 1954
Season: 16 1956

INTERCEPTIONS

Game: 7 vs. New Hampshire, 1973
Season: 27 1998

LONGEST PLAYS

RUN FROM SCRIMMAGE

*99 Fred Deutch vs. Wagner, 1977

PASS COMPLETION

85 Dave Bennett to George Wolfert vs. Amherst, 1964
 85 Gene DeFilippo to Oliver Wilson vs. Southern Conn., 1971

PUNT RETURN

90 Roy Sermon vs. Amherst, 1916

KICKOFF RETURN

99 Bob White vs. UMass, 1930
 99 Mike Lasorsa vs. Central Conn., 1975
 99 Frank Monello vs. Ithaca, 1979

INTERCEPTION RETURN

96 Paavo Atlin vs. Cooper Union, 1927

PUNT

85 Steve Smith vs. Northeastern, 1985

FIELD GOAL

52 Jim diMello vs. Cortland, 1976

#Per NCAA rules, records include regular-season contests only prior to 2002

* Tied NCAA Division II Record



Howard Vandersea led SC to an 8-2 mark in 1979.

Coaching Records

Coach	Seasons	Years	Games	Won	Lost	Tie	Pct
Amos Alonzo Stagg	2	1890-1891	22	10	11	1	.477
Frank N. Seerley	3	1892-1894	12	7	3	2	.667
James H. McCurdy	19	1895-03, 07-16	124	69	41	14	.613
Charles E. Street	3	1904-1906	26	8	14	4	.385
Elmer Berry	5	1917-1921	45	20	19	6	.511
Edward J. Hickox	2	1922-1923	15	6	9	0	.400
John L. Rothacher	13	1924-1936	107	66	29	12	.673
Paul Stagg	4	1937-1940	32	11	19	2	.375
W.D. Mansfield	2	1941-1942	16	1	14	1	.094
Ossie Solem	12	1946-1957	98	58	33	7	.628
Edward T. (Ted) Dunn	18	1958-1975	164	69	91	4	.433
Howard S. Vandersea	8	1976-1983	77	42	35	0	.545
Michael C. DeLong	25	1984-	242	142	106	2	.574
Totals	115	1890-	990	509	426	55	.541